

## POWER STEERING COOLER – PART #1009

### INTRODUCTION

The power steering system is a basic hydraulic circuit providing a hydraulic actuated assist to the mechanical steering mechanism. Providing cool operating oil to this system prolongs the life of hose, seal and pumps.

The oil cooler must be located in a position to receive the maximum coolest airflow possible. Refer to possible mounting locations below (Figure 2).

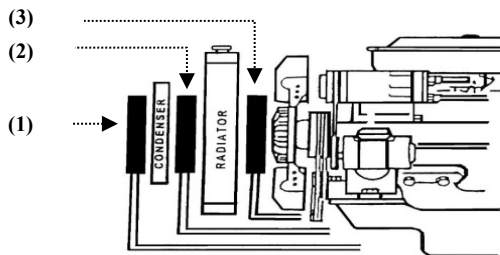


FIGURE 2

1. In front of air-conditioner condenser – 100% efficient
2. Between a/c condenser and radiator – 75% efficient
3. Between radiator and fan – 60% efficient

(For alternate mounting, select a location where cooler will receive maximum cold airflow from vehicle motion or fan)



### INSTALLATION

The oil cooler is connected into the return oil line of the oil circuit. Identification is made by selecting the oil line with low-pressure hose and clamps.

1. Connect hose to cooler using hose clamp supplied in kit.
2. Mount cooler to radiator and/or air condenser as shown in diagram (fig. 3). *Note:* Locate unit leaving space for transmission and/or engine oil cooler if necessary.
3. Measure and cut hose for connection to predetermined return line of system (fig. 4). *Note:* various vehicles have rubber hose sections combined in the return line circuit. This is an excellent connection point. In other vehicles, it may be necessary to replace original hose for connection.
4. Check all clamps for tightness
5. Start engine and check for oil leaks.
6. Feel cooler – should feel warm. If not, re-check connections and make corrections.
7. Check fluid level after warm. Do not over-fill; oil expands when hot.

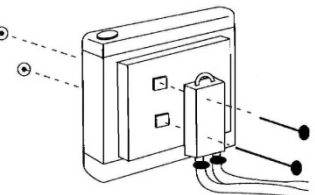


FIGURE 3

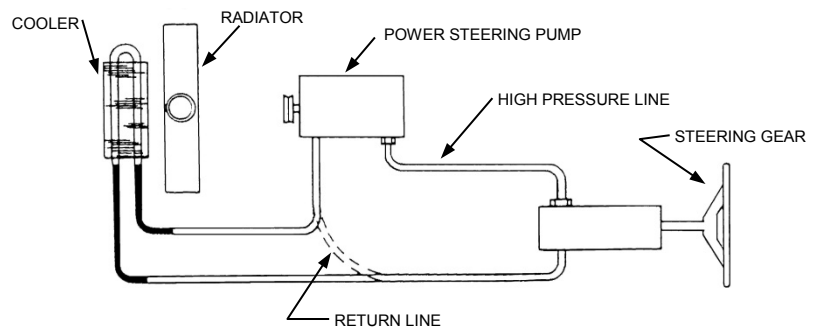


FIGURE 4

### WARRANTY

We hereby guarantee that for a period of 2 year or 40,000km (the lesser of two) from the date of purchase. We shall carry out free of cost any repairs that are reasonably necessary to correct any fault in the operation of your Transmission Cooler provided that such a fault is directly attributable to a defect in the workmanship or materials used in the manufacture of the part(s) and is not due to installation other than described in these instructions. Labour and consequential costs are excluded from this warranty. Register warranty at [daviescraig.com.au/warranty](http://daviescraig.com.au/warranty)

For all your automotive cooling needs, visit;  
[www.daviescraig.com.au](http://www.daviescraig.com.au)



**DAVIES,  
CRAIG**  
World's best auto cooling

## WHY IS DAVIES CRAIG *THE WORLD'S BEST AUTO COOLING?*

Davies Craig is at the forefront of automotive cooling technology. Having been in the industry for nearly 50 years, Davies, Craig products are trusted by some of the world's leading automotive distributors and are fitted to iconic performance vehicles around the globe.

The ability to innovate and a commitment to technology, quality and service have made Davies Craig the industry leader in automotive cooling. Whatever your automotive cooling needs, Davies, Craig has the product for the job.

## AUTO COOLING EXPERTS *IT'S WHAT WE DO!*

- ⚙ At the forefront of automotive technology
- ⚙ First to develop Electric Fan and Electric Water Pump
- ⚙ Nearly 50 years in the automotive cooling industry
- ⚙ Global leader in automotive cooling patented products
- ⚙ Trusted by the world's leading automotive distributors
- ⚙ Fitted to iconic performance vehicles around the globe
- ⚙ Trusted in almost all forms of motorsport
- ⚙ Hundreds of testimonies from leading motorsport teams owners and drivers

For all your automotive cooling needs, visit;  
**[www.daviescraig.com.au](http://www.daviescraig.com.au)**